

# Creating and Developing Reflective Spaces in Church Schools Part 2

The Northern Diocesan RE Advisers  
wish to thank all those schools who  
have contributed

Some schools are fortunate to have a special room set aside for prayer

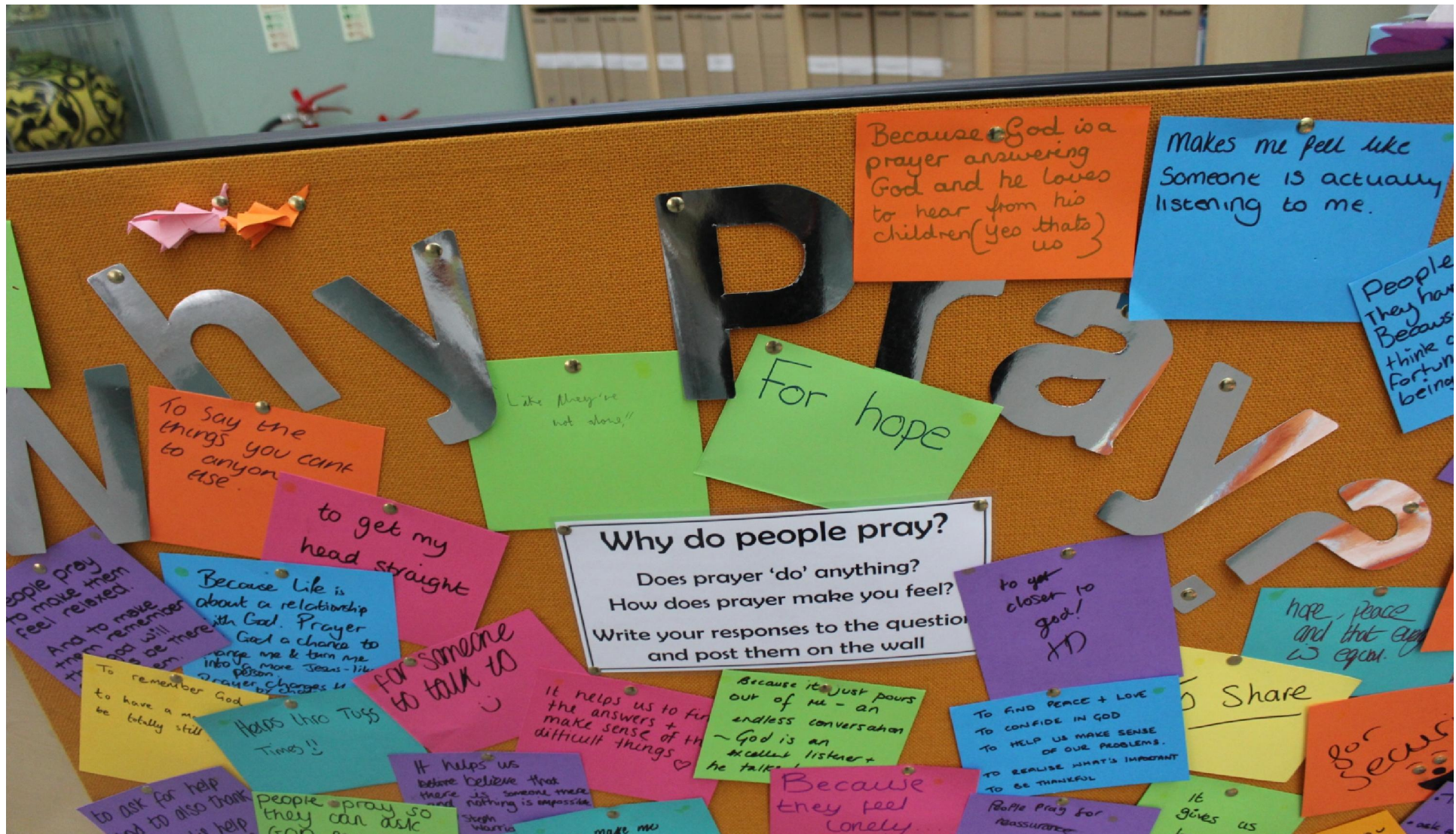




**Our Values for  
Life**  
**Which ones have you  
put into practice  
today?**



# Other schools have special 'Prayer Space' days or weeks





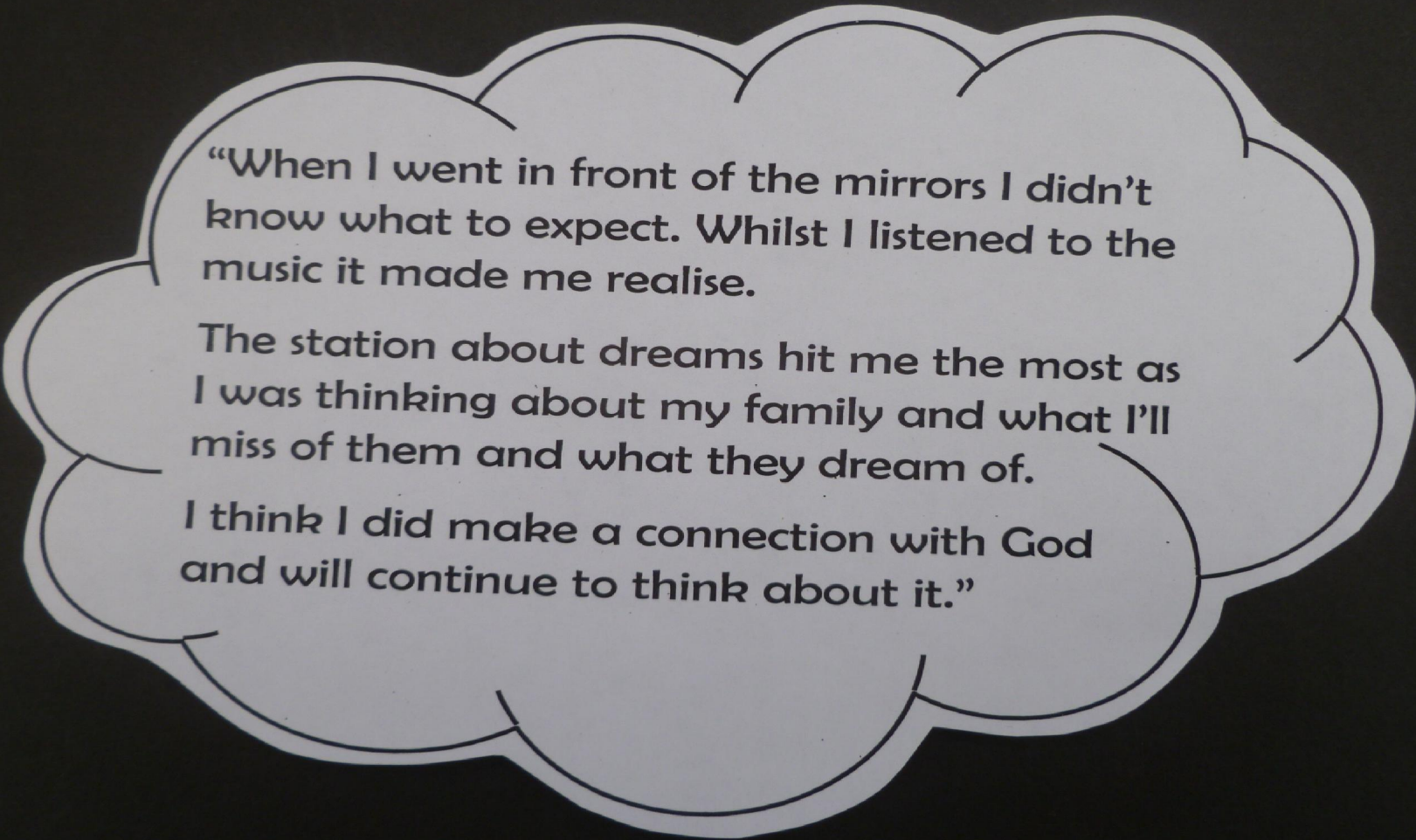


# Forgiveness Zone





# Capturing and recording the impact of opportunities for reflection is important



"When I went in front of the mirrors I didn't know what to expect. Whilst I listened to the music it made me realise.

The station about dreams hit me the most as I was thinking about my family and what I'll miss of them and what they dream of.

I think I did make a connection with God and will continue to think about it."

# Step by Step: things to consider

1. Choose the space you want to use: what space do you have?
2. Is it inside or outside?
3. Decide on a relevant theme that connects with ongoing school life e.g. festival, curricular theme, Christian value, news theme.
4. Plan your space : engage the senses, make it interactive.
5. Can the children help?
6. What do you want the children to get out of it?
7. How will the area be used and when?
8. Will there be open access e.g. breaks and lunchtimes?
9. Who will be responsible for the area?
10. How will you record its impact?
11. How will you refresh a reflective space?
12. What resources will you need? e.g. objects, post its, drapes box etc.
13. Will the indoor space connect to anything going on outside? If so how?
14. How will you fund it?





Outdoor Reflective Spaces

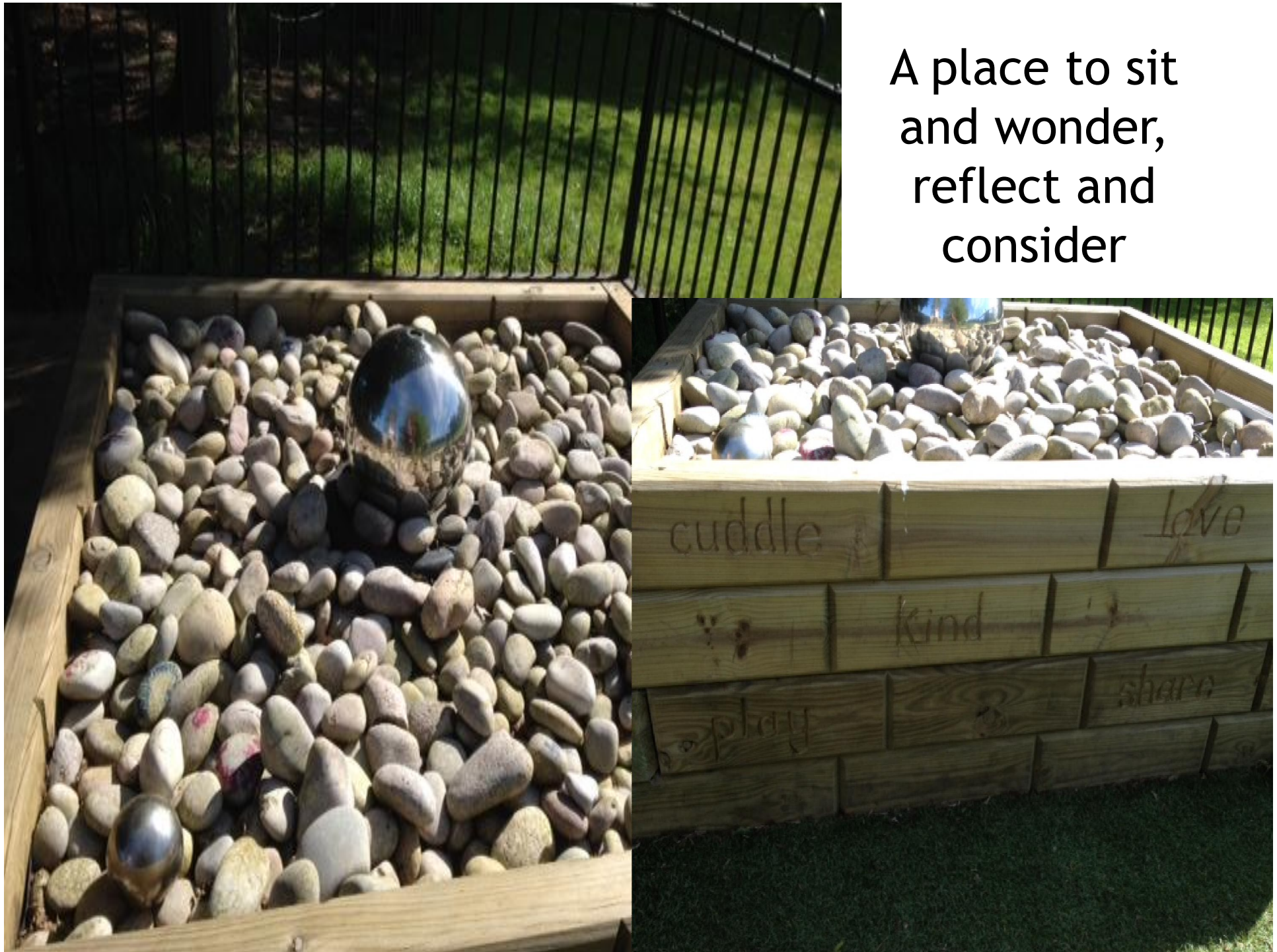


The children's prayer outside reflects the church distinctiveness of the school and is also shared with the local community





A place to sit  
and wonder,  
reflect and  
consider







Christian  
values written  
in places  
outside help  
people to sit  
ponder and  
reflect what  
they are all  
about







Engaging the  
whole  
community and  
letting the  
church set a  
place aside can  
add to its sacred  
value and  
significance





# Prayer Walk - some ideas to Ponder

Ask God to enrich your senses by his Spirit before you start, and walk in silence.

Find a place to sit and relax for a while, to give yourself some space.

Look around. Notice what is there, at a distance and close at hand. Notice the colours, shapes, patterns, textures, contrasts, how things relate. Watch things move in the breeze. Just watch without trying to give it any meaning.

When you are ready, get up and walk to somewhere else in the garden, and do the same.

continued

continued

Feel the breeze, the textures of leaves, bark, or a wall. Look at the flowers and plants. Notice the smell of the earth and growing things. Pick up a stone and weigh it in your hand.

Listen to the sounds around you, far off, and near; the birdsong, the wind.

Move on, and think about what God has been saying to you. Is there an insight you can take back with you? A sense of peace? Give him thanks. If appropriate, bring something back that speaks to you, or you have particularly noticed. Gather your thoughts, maybe write a prayer.



A prayer trail  
in the school  
grounds can  
inspire  
children to  
reflect on  
God's creation



# Encouraging a sense of thankfulness





# The end of the outdoor prayer trail



# Things to consider and discuss

*What is the difference between a quiet garden and a spiritual place in a church school?*

Gardens may be any size or shape and will be dependent upon the particular context of the school. For example, some schools have made use of a quadrangle in the centre of the building to establish a quiet, reflective area.





The spiritual garden is a place where children and adults can sit quietly and enjoy the peace and calm of natural surroundings




Commissions from local artists can enhance outdoor spaces and add something special





Children can be involved in designing the space



# Themes to think about for outdoor reflective spaces

- Saint e.g. Peter, James and John were fishermen.
- Flowers/ herbs of the Bible.
- Creation : seven days
- Labyrinth : Wakefield Cathedral have one
- Walk through the woodland
- Be still and know that I am God (Psalm 46 v 10)
- Liturgical colours
- Easter garden
- Scented garden
- A general garden around a local feature.
- Totem pole
- Prayer flags



# Resources

- Creating a multi sensory spiritual garden in your school.  
Shahne Vickery - Jumping Fish Diocese of Gloucester
- Pause to reflect on values - Jumping Fish
- Pause for reflection - Jumping Fish
- Experience Easter with children - Jumping Fish
- Taking spirituality into the home – values reflection journal –  
Imaginor-Shahne Vickery & Bernadette Kitty
- Creative ideas for Quiet Corners published by Barnabas ISBN  
978 1841015460
- Reflective Learning published by Barnabas ISBN  
9781841015736 [www.barnabasinchurches.org.uk](http://www.barnabasinchurches.org.uk)

# Other resources

- Salisbury Guide to Spiritual Gardens-  
<http://www.salisbury.anglican.org/resources-library/schools1/spirituality/2011%20Spirituality%20in%20Schools-%20Spiritual%20Gardens-%20Information%20Leaflet.pdf>
- Buzz - <http://www.buzzcreativespaces.co.uk/>
- Wood carving [www.yorkshirecarving.co.uk](http://www.yorkshirecarving.co.uk)
- Pete Hesketh [www.ribblevalleywoodcraft.co.uk](http://www.ribblevalleywoodcraft.co.uk)
- Willow and Wicker work – [www.carolebeavis.co.uk](http://www.carolebeavis.co.uk)
- Hand to Mouth - <http://www.handtomouth.org.uk/>



